

ROWAN

NAMIB

By Lisa Richardson

ZB227-00006

v.1







NAMIB

by Lisa Richardson

Craft 

Skill Level 

ZB227-00006 

v.1

YARN

Camello

A Heaven 010		
	4	x 25gm
B Cream 001		
	2	x 25gm
C Pavement 003		
	2	x 25gm
D Stone 002		
	2	x 25gm
E Sapphire 008		
	2	x 25gm
F Tapestry 007		
	2	x 25gm

More Yarn Information

on knitrowan.com

NEEDLES

Set of 4 double-pointed 3¼mm (no 10) (US 3) needles
Set of 4 double-pointed 4mm (no 8) (US 6) needles

TENSION

32 sts and 35 rounds to 10 cm measured over patterned st st using 4mm (US 6) needles.

FINISHED SIZE

Completed scarf meas 19.5 cm (7¾ in) wide and is 201 cm (79 in) long.

SCARF

Using double-pointed 3¼mm (US 3) needles and yarn A cast on 128 sts.

Distribute sts evenly over 3 of the 4 needles and, taking care not to twist cast-on edge and using 4th needle, work in rounds as follows:

Round 1 (RS): *K2, P2, rep from * to end.

This round forms rib.

Place marker on needle to denote beg and end of rounds.

Work in rib for a further 20 rounds, dec 2 sts evenly around last round. 126 sts.

Change to double-pointed 4mm (US 6) needles.

Beg and ending rows as indicated, using the **fairisle** technique as described on the information page, repeating the 18 st patt repeat 7 times around each round and repeating the 64 row patt repeat throughout, cont in patt from chart, which is worked entirely in st st (K every row), as follows:

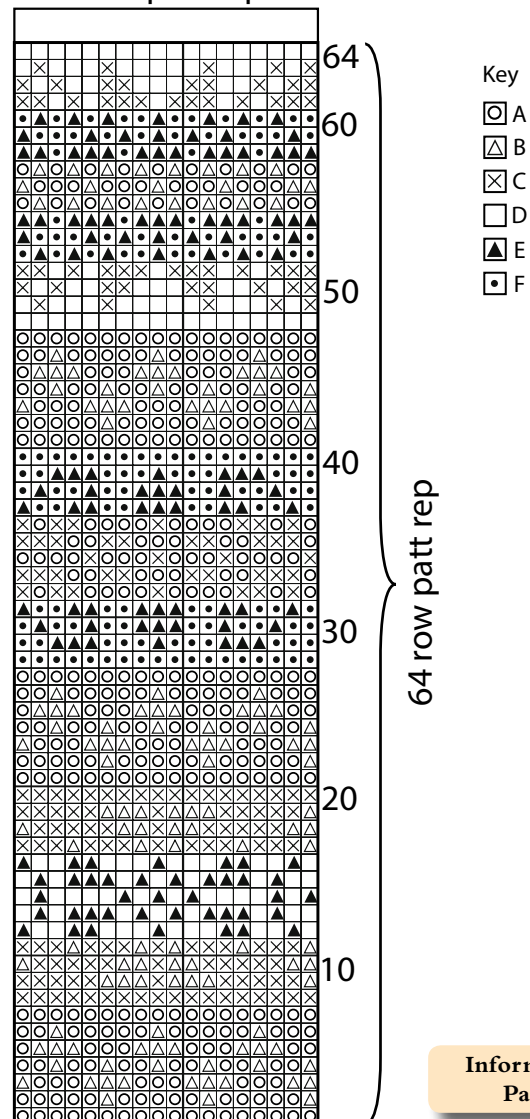
Work all 64 rows of chart 10 times, and then chart rows 1 to 27 once more, inc 2 sts evenly around last round. 128 sts.
Change to double-pointed 3¼mm (US 3) needles.
Break off contrasts and cont using yarn A **only**.
Work in rib as given for cast-on edge for 21 rounds.
Cast off in rib.

MAKING UP

Press as described on the information page.

Fold scarf flat so that beg and end of rounds fall along length. Sew cast-on and cast-off ends closed.

18 st patt rep



Information Pages